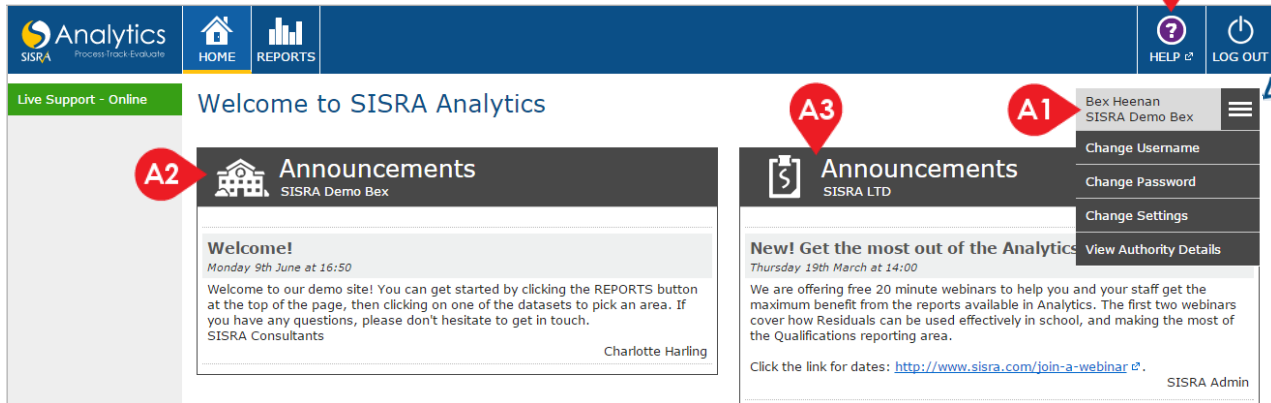


Welcome to SISRA Analytics!

Home Page

After logging in to SISRA Analytics you should see your **new** home page.

You can click the icon to expand!



Your Account (A1) – Here you should see your name and school, you can click the 3 horizontal lines to expand and manage your account, explained below. This section should follow you throughout Analytics.

Change Username – Here you can change your username to something more memorable.

Change Password - You are also able to change your password. This must be at least 8 characters, have one upper-case letter and one number.

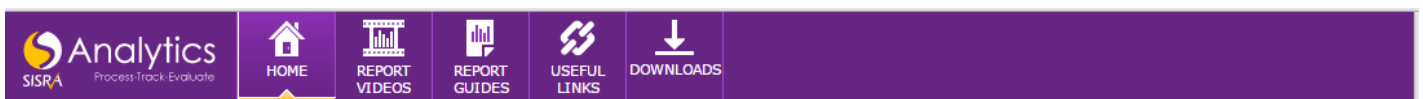
Change Settings – This button controls the time-out settings. So by setting this number to '10', you will be automatically logged out after no activity for 10 minutes.


View Authority Details – This button will bring up a pop-up window informing you which group you are part of and what you are able to access or view within Analytics.

School Announcements (A2) – These announcements are specific to your school and are created by other users with the appropriate authority level.

SISRA LTD Announcements (A3) – Announcements to the right will always be SISRA specific and may regard new updates or bug fixes, important information and training options etc.

HELP (A4) – Our help section will open in a separate window or tab and contains a variety of video tutorials and guides as well as some useful website links. Please note this area is constantly updated with new and updated guides and videos.



 If you cannot see any of the features discussed in this guide, you may not have the correct authority level to access these. If you believe you should have access to these you should speak to a SISRA administrator at your school.

Resetting Login Details

If you have changed your details or forgotten them, do not worry as you can reset them. You can do this via the SISRA Analytics login page here: www.sisraanalytics.co.uk.

You will need to click 'Forgotten your login details?' in your browser (A5) and enter your registered email address (A6).

Shortly after this you should receive an **email** which will remain **active for 1 hour**, this will confirm your Username and includes a link to reset your password. After you have made the changes, you should be able to login with your new details.



PLEASE NOTE:
 SISRA STAFF ARE UNABLE TO ISSUE LOGIN DETAILS TO NEW USERS.
 YOUR SCHOOL'S SISRA ADMINISTRATOR IS RESPONSIBLE FOR SETTING UP NEW USERS FOR YOUR SCHOOL.

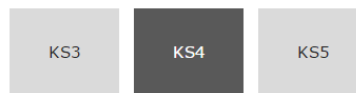
Reports Homepage

To view your published Reports, go to REPORTS at the top of the page (B1).



Reports Homepage

Current cohorts



Switch between key stages

Bex Heenan
 SISRA Demo Bex

Click to expand and view Leavers cohorts

The image shows the 'Reports Homepage' for the 'KS4 14/15 (Yr 11) Cohort'. It features two main sections: 'Datasets' on the left and 'Assessments (Trackable)' on the right. The 'Datasets' section includes 'Exams', 'Targets', and 'Mock Exams'. The 'Assessments' section includes 'Y11 Spring 02/01/2015', 'Y11 Autumn 16/10/2014', and 'Y10 Summer 19/06/2014'. Handwritten annotations provide additional context: 'Info on what they have been published with!' points to the dataset descriptions; 'Click on a data set to view the report buttons' points to the 'Headlines', 'Qualifications', and 'Students' buttons in the Y11 Autumn assessment; and 'Assessments to the right (you can view published assessments side by side, to track across them)' points to the assessment list.

Standalone datasets on the left (like Exams & Targets etc).

Assessments to the right (you can view published assessments side by side, to track across them)

Report Status (B2) - The Report status is controlled by your SISRA Administrator. It may be best checking with them to see what each Report status means. However, they are generally used for:



Checked

This usually means that your Administrator is happy with the Reports.



Unchecked

Unchecked Reports may be missing data or incomplete.



Locked

Locked Reports may not be accessible due to your rights. This may be because they're not ready to be view.

Report Buttons

Headlines
 Qualifications
 Students

Headlines – This will show headline performance measures for that cohort based on School performance.

Qualifications – Allows you to analyse results for whole qualifications, also at class level or as a faculty (if set up) as well as the ability to view progress for Qualifications and Core subjects.

Students – Individual student figures can be viewed in this Report.

Did you know? You can hover over icons in Analytics for a tool tip explanation!

Report Navigation

Once in a report you can quickly navigate by using the navigation buttons below.

KS4 Qualifications
14/15 (Yr 11) Current Grades - Y11 Spring

View Options

Compare With: [Dropdown] Faculty: [All] [Dropdown] Include National Data Show Core

Filter Breakdown: [Dropdown]

Residual Exclusion [Dropdown]

Table | Chart | Tracker Table | Tracker Chart

Qualifications Summary % View

Calculated using the grades counting towards the **Student Performance**. Grades have been converted to A*-G equivalents where appropriate. [Export](#)

Qualification Name	Eligible	A*-A %	A*-C %	A*-G %	3+ LOP %	4+ LOP %	5+ LOP %	Stu Count	Entries	Residual	Avg Pts	Avg Grade
Art	★	23.6	90.9	100.0	89.1	41.8	14.5	55	55.0	2.5	44.15	B-

Colour Coding

Straight Arrows

Analytics will use straight arrows when doing a straight comparison of 2 figures (comparing one figure to another).

Level 4 Summary	Total	%	Targets Total	Targets %
Pupils with 3 x Level 4 +	<u>150</u>	100	150	100
Pupils with 3 x Level 4 + inc Eng	<u>124</u>	82.7 ↑	105	70

Curled Arrows

In the reports Analytics will use curled arrows to indicate that the figure you're looking at is being compared to the overall figure for the particular measure you're viewing, rather than doing a straight comparison.

Subject Name	Pupil Premium	Level 5+ %	Level 4+ %	Level 3+ %	4+ Sub LOP %	5+ Sub LOP %	6+ Sub LOP %	Stu Count	Residual	Avg Pts	Avg Level
Art	All	48	70	100	36	30.67	22	150	-0.4	32.29	5b
Art	Non Pupil Premium	51 ↗	75 ↗	100	40 ↗	32 ↗	27 ↗	100	0.5 ↗	33.04 ↗	5b ↗
Art	Pupil Premium	42 ↘	60 ↘	100	28 ↘	28 ↘	12 ↘	50	-2.1 ↘	30.8 ↘	5c ↘